



Tomorrow's Doctors, Tomorrow's Cures

Visiting Student Application Service (VSAS)

2017 Student Overview

Learn

Serve

Lead



Association of
American Medical Colleges

The VSAS Application includes:

Your Contact Information

- ❖ Full Name
- ❖ AAMC ID
- ❖ Address
- ❖ Phone Number
- ❖ Email Address
- ❖ Emergency Contact
- ❖ Citizenship and Visa, if applicable

Your Core Clerkships

Includes dates core clerkships have been/will be completed.

Your Elective Requests

The electives and dates you are requesting

Your Identification Information*

- ❖ Last four digits of SSN
- ❖ Date of Birth
- ❖ Gender

* This is only displayed to a host if you accept their elective offer

Your Verification Data

Supporting verification data is supplied by your home school (*i.e. indicating you're in good academic standing and the amounts of your liability insurance coverage*)

Your Supporting Documents

- ❖ Transcript
- ❖ Photograph
- ❖ Curriculum Vitae (CV)
- ❖ Immunization Form
- ❖ Other Supplemental Documentation

How do I use VSAS?

- 1 Receive Access to VSAS
- 2 Complete Application Profile
- 3 Review Host Requirements
- 4 Upload & Assign Documents
- 5 Search for & Apply to Electives
- 6 Track Applications

Step 1: Receive VSAS Authorizations

Request authorizations from your visiting student coordinator or student affairs office.

You will then receive a *VSAS: New User Instructions* e-mail with login information.

To: Melisa
Subject: VSAS: New User Instructions

Dear Student User,

Welcome to the Visiting Student Application Service (VSAS)! Please use VSAS when applying for away electives at participating host institutions. A full list of host institutions can be found at <http://www.aamc.org/vsas/students>.

Each host institution will make their electives available for application on a date of their choosing. You may review those institution-specific application dates in VSAS through your 'Institutions' tab.

USER INFORMATION
AAMC username - STUDENT
AAMC registered email address - student@medschool.edu
AAMC ID - 11111111 (this is not your AAMC password)

LOG IN INSTRUCTIONS
1. Go to <http://services.aamc.org/20/vsas/>
2. Enter your AAMC user name
3. Enter your AAMC password (previously used for AMCAS, MCAT or Careers In Medicine)
4 Click 'Login'

FORGOT YOUR PASSWORD?
1. Go to https://services.aamc.org/dsportal/index.cfm?fuseaction=login.request_password&thread=accounts.availableSystems
2. Enter your AAMC username
3. Enter your AAMC registered e-mail address
Note: this is the email address used when you first created this account for AMCAS, MCAT or Careers in Medicine. If you no longer have access to it, please contact VSAS for assistance.

RESOURCES
VSAS QuickStart card - <http://www.aamc.org/vsas/studentquickstart.pdf>
VSAS Student web site - <http://www.aamc.org/programs/vsas/students/>
Host Institution Application Requirements - access through your VSAS 'Institutions' tab

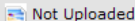

AUTHORIZATIONS
School of Medicine has issued you 10 authorizations. Each authorization allows you to apply for one elective/date combination. Request additional authorizations through your school.

Please do not hesitate to contact us at vsas@aamc.org or (202) 478-9878 if you have any questions or concerns.

Sincerely,
VSAS

Step 2: Complete Application Profile

Provide core clerkship and contact information.

Main	Institutions	Application	Documents	Electives	Tracking	
Application						
You may edit your profile information at any point by using the "Edit" buttons. If you have already submitted an application, all changes will be sent to your home school and host institutions.						
Contact Information					Edit	
Name	Galagar Michael Ananary				Photograph 	
AAMC ID	12144792					
SSN	*****9999					
Birth date	01/12/1979					
Gender	M					
School	University of Tennessee Health Science Center Coll of Med					
Email Address	arafi@aamc.org 					
Home Phone	123-123-1234					
Mobile Phone						
Address	123 Fake Street Disney, CA 12345					
Emergency Contact	Sam 220.222.2234					
Clerkships						Edit
Internal Medicine	02/15/2009					
Surgery	--					
Pediatrics	--					
Ob/Gyn	--					
Psychiatry	--					
Family Medicine	--					
Neurology	--					
Verification Status						
Your school verifies your data <i>only</i> after you submit your VSAS application(s).						
Status	Verified					
View Questions						

Step 3: Review Host Requirements

Review host application requirements, institution information, and when each will begin accepting applications.

[Main](#) [Institutions](#) [Application](#) [Documents](#) [Electives](#) [Tracking](#)

Institution Information - University College of Medicine

[Return to previous page](#)

Additional Application Requirements

In addition to the VSAS application, we require:

Personal Statement
Fingernail and Hand Hygiene Form - [Download form here](#)

Please upload ALL additional requirements into VSAS.

Availability

Does the institution accept MD students for elective opportunities?

YES

What is the maximum number of weeks MD students can take electives?


8

Important Dates

- ▶ Catalog Published: April 5
- ▶ Applications Accepted: May 1
- ▶ Applications Processed: June 1 for Aug-Oct electives and Aug 1 for Nov-Mar electives

[Sign up for Alert](#)

Documents

 [Immunization Form](#)





VSAS Application Requirements

- ✗ Photograph
- ✓ Curriculum Vitae
- ✓ Transcript
- ✓ Immunization Form

Step 4: Upload & Assign Documents

Upload your CV, photo, immunization forms, and supplemental documentation. Assign those documents to a specific host institution or elective application.

Only your medical school can upload transcripts.

Main	Institutions	Application	Documents	Electives	Tracking
Documents					
Photo					
Acceptable photo file formats include: a JPG, GIF, or PNG image under 1 MB. Only one photo may be uploaded per applicant.					
 ms01.jpg Uploaded on 02/22/2012 Edit Delete					
Assigned to: All (5) Host Institutions View Details					
Curriculum Vitae					
Acceptable CV file formats include: a DOC, PDF or TIFF file under 2 MB. Only one CV may be uploaded per applicant.					
 CV.pdf Uploaded on 02/22/2012 Edit Delete					
Assigned to: All (5) Host Institutions View Details					
Transcript					
Your transcript can only be uploaded by your home school. Assign your transcript to one or more host institutions only after it has been uploaded. Students do not have the ability to view the contents of their uploaded transcript file.					
 Not Uploaded Your transcript can only be uploaded by your home school.					
Assigned to: N/A					
Immunization Forms (2 of 5)					
Immunization forms can only be uploaded <i>during and after</i> submission of your VSAS application(s). To access a host institution's immunization form in advance, use your Institutions tab .					
Acceptable file formats include: a DOC, PDF or TIFF file under 3MB. Only one file can be uploaded per institution, please merge multiple files into one.					
 SOM (Required) Download Host Template Not Uploaded Upload					

Step 5: Search for & Apply to Electives

Search through electives and save those you are interested in.
When ready, select from your saved electives and submit an application.

Elective Search Results

Note for Students: You cannot apply to a host institution's 2012-2013 electives until they make them available for application. Use your [Institutions tab](#) to review each institution's application date.

Search for electives

Catalog Year:

Keywords:

Specialty:

State:

Institution:

Campus:

Site:

Elective Starts In:

Available to MD students

Available to DO students

Available to international students

Institution does not charge processing/tuition fees

[Start New Search](#)

Elective Search Results

records: 1 - 25 of 356

Elective	Specialty	Institution	Availability	Duration	Catalog
705-544: Clinical Genetics	Medical Genetics	College of Medicine Texas Children's Hsp, BTGH	MD DO	4 weeks	2011
2: Pediatric Special	Pediatrics	College of Medicine AAMC	MD DO	4 weeks	2011
410-502: Obstetric Anesthesiology	Anesthesiology	College of Medicine Ben Taub Hosp.	MD DO	4 weeks	2011
520-516A: Care of the Normal New	Pediatrics	College of Medicine Ben Taub General Hosp.	MD DO	4 weeks	2011
430-505: Pediatric Dermatology	Dermatology	College of Medicine Texas Children's Hosp.	MD DO	4 weeks	2011
450-503A: Outpatient Geriatrics at I	Internal Medicine	College of Medicine Ben Taub Hosp.	MD DO	4 weeks	2011
450-526F: VAMC Academic Clinical	Internal Medicine	College of Medicine Veteran's Affairs Hosp.	MD DO	4 weeks	2011
450-515B: Clinical Cardiology	Internal Medicine	College of Medicine Kelsey Seybold Clinic	MD DO	4 weeks	2011
450-515C: Cardiology Consult (BTC	Internal Medicine	College of Medicine Ben Taub Hosp.	MD DO	4 weeks	2011
450-515D: Cardiology CCU	Internal Medicine	College of Medicine	MD DO	4 weeks	2011

print export

Step 6: Track Applications

Accept or decline received offers and monitor application statuses through your *Tracking* tab.



Main Institutions Application Documents Electives **Tracking**

Applications

View by: Status School Date

Summary Scheduled Electives (0) **Elective Offers (2)** Pending Apps. (6) Denied/Ineligible Apps. (0) Declined Offers (0) Dropped Electives (0)

Accept or decline each elective offer by clicking the appropriate button. Please note the date on which each offer expires.

Date Applied	Date Released		Course De	Order	Preferred Date	Scheduled Date	Status	
02/09/2009	02/09/2009		EM: Emerge	2	03/11/2009 - 04/08/2009	03/11/2009 - 04/08/2009	Offered Expires: 02/23/2009	Accept Decline
02/09/2009	02/09/2009		Obs 201.3: I	1	03/27/2009 - 04/10/2009	03/27/2009 - 04/10/2009	Offered Expires: 02/23/2009	Accept Decline

print export rows:2



Tomorrow's Doctors, Tomorrow's Cures

Learn

Serve

Lead

Association of
American Medical Colleges